

VALLEY-DYNAMO FAQ GUIDE TO CUSHION RAILS – AUGUST 2020 UPDATE

So much of our “Frequently Asked Questions about Old Pool Tables” document had to do with Cushion Rails – at least 1/3, and sometimes those questions didn’t apply exclusively to old pool tables.

This document focuses ONLY on Cushion Rails.

- *ABOUT VALLEY AND DYNAMO AND VALLEY-DYNAMO*
- *WHAT SIZE IS MY TABLE? IS THERE A [HANDY SIZE CHART?](#) (and about the term “bar sized”)*
- *SHOULD I REPLACE MY CUSHION RAILS?*
- *[WHAT’S SO SPECIAL ABOUT THE VALLEY COMPETITION CUSHION RAIL SYSTEM?](#)*
- *WILL NEW RAILS REALLY FIT MY OLD TABLE?*
- *[CAN I STILL BUY VALLEY 3-BOLT RAILS?](#)*
- *WHY DO YOU INCLUDE A BAG OF NYLON INSERTS WITH EACH DYNAMO RAIL SET?*
- *[WHY ARE YOUR MEASUREMENTS “APPROXIMATE”?](#)*
- *[DO YOU SELL “JUST THE RUBBER”?](#)*
- *CAN I GET RAILS WITH K-55 OR U-23 PROFILE RUBBER INSTEAD OF THE K-66?*
- *CAN I USE A PROFILE OTHER THAN K-66 ON MY TABLE?*
- *[WHAT ARE THE POCKET DIMENSIONS WITH THE VALLEY COMPETITION RAILS?](#)*
- *[CAN I GET RAILS WITH TIGHTER POCKETS](#)*
- *[WHAT IS THE TORQUE SPEC FOR RAILS?](#)*
- *[WHY ARE MY RAILS BULGING RIGHT BEHIND THE RAIL BOLTS?](#)*
- *[WHAT ABOUT REPLACING OLD CUSHIONS THAT ARE ATTACHED WITH WOOD SCREWS?](#)*
- *[I’VE ONLY GOT ONE DEAD RAIL; WHY CAN’T I JUST BUY ONE REPLACEMENT?](#)*
- *WHAT SHOULD I KNOW WHEN ORDERING CUSHION RAILS?*
- *[WHAT CUSHION RAILS ARE NO LONGER AVAILABLE?](#)*
- *[WILL YOUR CUSHION RAILS FIT A TABLE BUILT BY _____ ?](#)*
- *[CAN I HAVE DEALER PRICING?](#)*
- *HOW CAN A DISTRIBUTOR OR OPERATOR ACCESS YOUR WEBSTORE?*
- *IF I HAVE TERMS ESTABLISHED, CAN I ORDER BY PO?*

This document exists to address the many, many, many inquiries from those customers who found an old table, or bought one, or had it in the family for generations. We have tried to post most of the answers you are looking for because we have a small staff kept busy with the manufacture and shipment of new products, only TWO of whom were with Valley before the company’s move to Texas in the late 1990s.

CAN’T I JUST CALL IN AND ORDER PARTS? We prefer using the WebStore for a number of reasons:

* **WE LIST CUSHION RAIL MEASUREMENTS ON THE PAGE.** Measure your table and compare with measurements of the cushions you’re ordering, and if those measurements don’t agree with your measurements, you can check to see if maybe you should be ordering a different size. We find Verbal orders for cushions end up incorrect probably 25% of the time because customers make the “bar box” assumption. Always, *always* remember: **NOT ALL BARS ARE THE SAME SIZE, NOT ALL “BAR BOXES” ARE THE SAME SIZE.**

* There is some “fine print” when it comes to placing an order, returns, credits, shipping, etc. This includes that due to a few bad apples, any suspected-defective cushions need to be returned for inspection before we can send replacements. We know you’re honest, it’s the other people who screwed it up. We want to make sure you have a chance to read it so there are no unpleasant surprises later.

* You know your address better than anyone. No chance we heard something wrong

* Many people most adamant about “wanting to talk to a human” seem to be on a mobile connection that’s probably worse than two cans connected with a string, and are continually dropping out during the call

* Then people ask how much it’ll cost to ship. On the store you get estimates based on what’s ordered and your ZIP Code for ground, overnight and second-day shipping.

- * Your credit card information stays secure. We never see it and it's not going to get pulled out of a dumpster someplace
- * or you can pay with PayPal and not have to let us know your PayPal login information.
- * You get instant confirmation the order was placed, when it ships, and a tracking number when available

When someone tries to describe what they are looking for and it ends up being a different part, it turns into a colossal headache for everyone—you included-- returning and shipping additional parts. If you purchase the wrong size of cushion rails and want to exchange them, you pay to ship them back AND we charge a restocking fee because the cushions will obviously need reboxed. Save \$50 or so and 10-14 days of your time - confirm the measurements before ordering.

Nobody out there really likes incorrect addresses, wayward credit card information, and not knowing the return policy in advance. Photos of what you're ordering – not a big a deal on cushions, but on OTHER items...

Next, always keep in mind what we call the “after it leaves our dock” rule. All we know are what these tables looked like, worked, like, etc. when we shipped them. It's anyone's guess how they were repaired or modified once sold.



“I HAVE THIS VALLEY-DYNAMO POOL TABLE...” No, you don't. That's like saying you went to the dealership in this photo and bought a Buick-Pontiac-GMC car. Valley and Dynamo tables are separate products. Since Valley and Dynamo merged in the late 1990s we've tried to share some components and hardware like leg levelers or push chute extensions, but the tables were designed separately by competitors. Before you contact ANYONE, or attempt to order ANY parts, confirm if your table is a Valley or Dynamo. It may be very important. (hint: All Dynamo corner castings say “Dynamo”)

WOW! SO MANY CUSHIONS LISTED ON THE PAGE, HELP ME PICK WHICH ONE TO ORDER? It's actually very simple. There really aren't THAT many, but there are three variables:

- SIZE of your table
- CLOTH – covered or uncovered
- COLOR IF COVERED – green or burgundy are the two colors offered (Valley only – Dynamo is any color you like as long as it's “Championship Green”)

DOES MY SERIAL NUMBER HELP? *It does not*, that's only a build sequence number and reveals nothing about table size. If you have the serial number, you have the table available to measure.

WHAT SIZE IS MY TABLE? People throw around the term “bar box” or “bar sized”, but there is **no such thing**. After all, don't bar sizes vary?

This chart will help explain:

What we call it	v101/d48	v93/d38	v88/d28	v85/d18	v78
<i>(because from end-to-end it measures)</i>	101"	93"	88"	85"	78"
<i>(and this wide)</i>	57¼"	52¾"	50"	49"	45"
<i>we also call it</i>	8-foot	7-foot	6½ foot	6½ foot or 6-foot or "New Yorker"	6-foot
playing surface	44" x 88"	40" x 80"	37" x 74½"	36" x 72"	32½" x 65"
slate size	47½" x 91½"	43" x 83"	40¼" x 77½"	39" x 75"	35½" x 68"
slate thickness	7/8"	¾"	¾"	¾"	¾"

Approximate Cushion Rail Width (at widest point)	40"	36"	33½"	32"	28½"
Approximate length of side trim	82¼ "	73¾"	68¼ "	65¾"	58⅝"
Approximate length of end trim	38¼ "	33¾"	31"	29¼ "	26⅛"
In the current Valley model number format, the third letter is:	A	B	C	D	E
Valley model number from the 1970s- 1980s is formatted as	4#	3#	2#	1#	1#
Currently produced	Yes	Yes	Yes	No	No


Prior to 1964 there were some really odd dimensions used – 75”, 70”, etc. We don’t cover those here because there are no parts available for those tables and never will be again.

IMPORTANT: avoid inconvenience, returns, restock fees and additional shipments; **be absolutely sure of your table’s size before looking for parts.** Third time we’ve said this in this document: never say “it’s a bar table.” We know this business. Trust us, there are definitely different sizes. Never assume “it’s a 7-footer” because you see above our 6½ foot table measures 7 feet-*ish* from end to end, or our 8 foot table has a 7 feet-*ish* playing surface! Measure! Measure! Measure! Please ask if you are not sure.

SHOULD I REPLACE MY CUSHION RAILS? Commercial locations’ well-used rails can require replacement as often as every other year. Rails used on a home table see less usage—unless you keep that table seriously busy-- but the rubber will begin to dry out and crack after 10 years. For the last few years we’ve date stamped the back of our rails, look for it. Unless the previous owner knows, assume the rails on a newly-acquired old table probably need replacement, and then you know exactly how old they are.

[BUY GENUINE VALLEY REPLACEMENT CUSHION RAIL SETS AT THIS LINK](#)

WHAT'S SO SPECIAL ABOUT THE VALLEY COMPETITION CUSHION RAIL SYSTEM? SOMEONE ON THE INTERNET SELLS RAILS THAT FIT YOUR TABLES FOR A LOT LESS MONEY, AND THEY SAY THEY'RE BETTER. We engineered a better version of our existing 5-bolt rail that responded to player feedback and preference, and sent these rails to a number of tournaments for comparison play and further refinements.



- Valley replacement rails are literally from stock that goes into the production of new tables. There is no “budget line” for replacement parts.
- Valley rails use a proprietary formulation of K-66 profile rubber by D&R Championship, for improved lively action
- Valley rails are shaped so your table retains the 2:1 size ratio tournament players prefer.
- Valley Covered rails have the exclusive Valley Teflon Ultra

cloth by D&R/Championship. Spills can be wiped right off the cloth before they have a chance to set. Your table will look better, longer.

- Valley Rails use Threaded Inserts instead of T-Nuts. This eliminates the small ‘dead spot’ some players find in the rubber at each bolt position. In the event your bolts are cross threaded, the threaded inserts can be removed and replaced by using a hex key. The old T-nuts required removing the rubber from the wood to access for replacement.
- We added a thicker skirt to the wood backing for greater rigidity and reshaped the wood backing allowing for a greater contact area while still leaving space for cloth relief (allowing us to delete the nylon inserts on Valley cushion rails).
- The Valley Panther tables use a 5-bolt rail system. These rails are designed to work on both new Panther and existing Valley tables. A quick, one-time modification to any tables built between roughly 1969 up to 1999 allows them to use the current rails (see below). So there is no old rail vs. new rail question, and no need to stock multiple sets of rails if you’re an operator with old and new tables on your route.

WILL NEW RAILS REALLY FIT MY OLD TABLE? The current Valley rails will only fit tables that use rail bolts to attach the rails (beginning with the model 510 series: from late 1969-present). If the rails are attached with wood screws, the best option will be to have the rubber replaced on the current rails and have them covered in new felt.

This whole new rails/old table issue is important. Every couple of months someone raises a big stink because current model rails didn’t just bolt right on to their 40 year old table, or they attempted to do so and proceeded to install multiple rail sets in the same way they always have and damaged every set.

Let’s pause here: isn’t it reasonable that a slight modification might be needed for current parts to be used on a 20 year old product? On that note, for some time people have simply thought “Aw, 2000 wasn’t that long ago so this table isn’t that old.” People have done that year after year. But now it’s 2020, and 2000 was TWENTY years ago. Something dating back to 2000 is pretty doggone old at this point.



As noted on the outside of every cushion rail box, we ask you to just read the [Instructions included in that box](#). If your table is a Valley of 1970-1998 vintage, the directions easily show how to use current model Cushion Rails on older tables (it’s a minor fix, but can cause major issues if not done), and correctly mount any cushion rails. Note that it says here that failure to follow the instructions could result in damage to your new set of cushions, and that this damage is not covered under Warranty. Regardless of

your table’s age, it’s a good idea to review that guide, because improper cushion rail height can have a huge effect on your table’s playability.


Seriously: we wouldn’t pack [an instruction sheet with every cushion rail set](#) if we did not think it was important.

YOUR VALLEY CUSHION RAILS SAY “5 BOLT” BUT I NEED RAILS WITH ONLY 3 BOLT HOLES – DO YOU STILL HAVE 3-BOLT RAILS? A picture is once again worth 1000 words. The “Three bolt holes that matter to you” have not changed; we only added two attachment points. Telling an operator

with hundreds of Valley tables that they need to start stocking a new rail set for newer tables is a poor selling point for them to buy new tables.



**We haven't built a "Three bolt" Valley rail set in 10 years.
The photo should immediately show why.**



WHY DO YOU INCLUDE A BAG OF NYLON INSERTS WITH EACH DYNAMO RAIL SET? While the Competition Cushion Rail redesign for Valley has eliminated the need for Nylon spacers, Dynamo cushions still have a relief gap we added to the backside of the wood for strength and cloth attachment. To fill that gap, use one nylon insert with each rail bolt. You risk pulling out the rails' threaded inserts if you don't, and that comes under "improper installation" and is not a covered Warranty issue. [WE EVEN POSTED THE VIDEO AT THIS LINK ON YOUTUBE IN 2013 TO HELP SHOW HOW TO INSTALL THE INSERTS.](#)



When a customer contacts us, says "My rails were defective" and sends photos like these - we know what happened: *They didn't use the nylon inserts.*

To sum up: we say it on the box, on the instructions, have the video, and dedicated this whole section to the almighty nylon insert. Please: use them.

These aren't the same old cushion rails, and shouldn't be installed in the same old way.

WILL CURRENT DYNAMO RAILS FIT ON MY OLDER DYNAMO TABLE? Yes, Dynamo was a completely separate company at the time so they never had to make a similar change.

WHAT DO YOU MEAN BY "APPROXIMATE" RAIL WIDTH? C'MON THIS ISN'T ROCKET SCIENCE? (actually asked Dec 2017). That's partly correct, it's not rocket science. Rocket scientists need to be exactly precise, and there are not multiple suppliers of parts for 20-year-old rockets, or rocket service people who will come to your home and custom build parts for your rocket, or league rocketeers who want tighter pockets on their rockets. We've had customers tell us "I don't think your cushions will work on my Valley or Dynamo table because you say yours measure 36 1/8" and mine measure 36 3/16"." Yes, seriously. If your cushions vary by fractions of inches, it's going to be just fine. If your cushions are several inches wider or narrower than the number listed here, maybe you need a different size?

Note from the sections above :

[The "once it leaves our dock" rule](#)

[Not all BARS are the same size, not all BAR TABLES are the same size.](#)

If you order an incorrect size of rail, you'll need to pay return shipping, and there's a restock fee. Avoid the pain...



DO YOU SELL JUST THE RUBBER? No. The proprietary rubber we use is a Valley exclusive. If we sell it separately, someone puts it on "Brand X" table's rail backing or "Brand Z" aftermarket rails and claims it's 'as good as a Valley.'

MY OLDER TABLE'S RAILS USED K-55 OR U-23 RUBBER; CAN I GET RAILS WITH RUBBER WITH THAT PROFILE INSTEAD OF THE K-66? Years of evaluation at tournaments and feedback from players led to the decision to begin using K-66 rubber in 1999 (meaning that's been our profile of choice now for over 20 years). The wood backing on the current rails is shaped to allow proper mounting and preserve your table's 2:1 ratio.

Where you run into problems is putting new rubber on wood backing designed for rubber of a different profile. Meaning, if your table had K-55 rubber and you want the existing rails refreshed with new rubber and recovered: insist on K-55 again. Do not change. However, if you are purchasing a new set of rails with K-66 rubber to bolt onto your existing table, you should be fine.

CAN I USE A PROFILE OTHER THAN K-66 ON MY TABLE? Yes, but there are side-effects: The wood backing on our K-66 rails assumes you'll have K-66 rubber on them. If you put a different profile of rubber on the existing wood, it will compromise the 2:1 Ratio of your playing area. OK, we're talking fractions of an inch but chances are if you are particular about rubber profiles you are a serious enough player that even a small deviation from the 2:1 Ratio will be significant to you.

WHAT ARE THE POCKET DIMENSIONS WITH THE VALLEY COMPETITION RAILS?



CAN I GET RAILS WITH TIGHTER POCKETS? We're a pool table manufacturing company who happens to sell a few cushions, not a custom cushion builder. Some boutique cushion suppliers offer cushions with "pro" or "tighter" pockets and charge extra for them. If you just attach [extra facings](#) to your cushions before covering them, you're there.



WHAT IS THE TORQUE SPEC FOR RAILS? We tighten rails to **65 inch-pounds** (as we print on the box – here it is again), but for consistent quality play it is far more important that rails are properly aligned, also noted in the [Valley Cushion Rail Service Bulletin](#). Rails do not need to be super tight, just snug (and tightening them super-tight risks breaking loose the threaded inserts, which is not a covered Warranty Issue because—AS SHOWN -- we even print on the boxes “Do not overtighten – Torque spec is 65 inch pounds”) – [AND ON A DYNAMO TABLE, DON'T FORGET TO USE THE NYLON INSERTS WE INCLUDE WITH THE RAIL SETS. \(yes, we said it again\)](#)

We do not cover the damage to your table that absolutely will result if you fail to follow the instructions and attempt to tighten your cushions to 65 FOOT-pounds.

We recommend 65 inch-pounds. 65 foot-pounds = 780 inch-pounds = WAY WAY too tight

Notice that's two times we referred to the [Valley Cushion Rail Service Bulletin](#), and it won't be the last. It contains some seriously important information.

WHY ARE MY RAILS BULGING RIGHT BEHIND THE RAIL BOLTS? We suspect this is not a new table and is a few decades old. Over time, as Operators replace the cushion rails, the wood in the side rail gradually gets compressed by the rail bolts, allowing them to dig further and further into the wood. Shorter rail bolts would fix this, but we found shorter rail bolts may not fully attach the cushions to newer tables.

Just add washers in the outside rail bolt holes to compensate for the compressed wood, and this will provide enough clearance without affecting the fit and attachment of your cushion rails.

I'VE GOT ONE OF THOSE TABLES WHERE THE RAILS ARE ATTACHED WITH WOOD SCREWS. AM I SCREWED TOO? Any pool table service professional in your area can probably use the existing backing and replace the rubber and felt. It's not as convenient as simply buying and bolting on a new set, but it's a lot more convenient than replacing the table. Unlike some specialty suppliers, we do not offer a “Rail recovering” service.

Some creative customers have attempted (important note: ‘attempted’, not ‘succeeded’) to modify Valley cushion rail sets to fit pre-1970 tables, or modify the tables themselves. We advise against this, you will void all warranties if you attempt it, and we will not issue refunds or credits for the cushion rails when (not “if”) this plan fails. We say don't even try it, so do this only at your own risk.

I'VE ONLY GOT ONE DEAD RAIL; WHY CAN'T I JUST BUY ONE REPLACEMENT? For several reasons, all good:

- Mixing old and new rails on a table practically guarantees inconsistent play. Now that one “bad” rail is the one “brand new” rail.
- Rails come in different profiles and rubber configurations which will have different play characteristics even if they are the same age.
- Our wood is sized to maintain a 2:1 table ratio. Someone else's wood might not be.

- Replace just one and expect to have a different dead rail a few months later and have to go through the whole process again, and again, and again. Those of you who own a printer with a bunch of different color cartridges will understand this.
- The dye lot of a single rail may be just enough from the others to be obvious.

This is not a conspiracy to force you to buy rails by the set, no more than that evil conspiracy making shoe stores only sell shoes in pairs. They will match, they'll look like they match, and you'll know the age of all six rails on your table.

WHAT SHOULD I KNOW WHEN ORDERING CUSHION RAILS? Be abso-freakin-lutely sure about...

- The size and age of the table – *not all bars are the same size, not all bar tables are the same size.*
- If your table is a Valley or Dynamo (the rails are not interchangeable)
- If you want them uncovered, or pre-covered in Tournament Green Valley Teflon® Ultra felt or Burgundy.

The [Valley Pool parts breakdown](#) and the [Quick Guide to Rail sets](#) on site will list part numbers for all available rail sets. Rail sets are not available for 78" and 85" Valley tables.

BUT I WANT 3-BOLT RAILS, I DON'T WANT 5-BOLT RAILS. WILL VALLEY PANTHER 5-BOLT RAILS FIT MY 3-BOLT TABLE? REALLY? YOU'RE NOT JERKING ME AROUND HERE?

YES THEY WILL FIT

WE PLANNED IT THIS WAY

All sorts of helpful Cushion Rail information can be found—guess where?: On our [CUSHION RAIL SERVICE BULLETIN](#) link but the short version is the location of the three bolts that matter to you has not been changed on the five-bolt cushion rails. We simply added inserts in what was empty space. Remember this photo from earlier in the document...



JUST TO BE CLEAR, WHAT CUSHION RAILS ARE NO LONGER AVAILABLE?

- ☒ Rails for any 9-foot tables, Valley or Dynamo
- ☒ Rails for Valley tables prior to the 1970's that are attached with wood screws
- ☒ Rails for 78" or 85" Valley tables
- ☒ 4-Bolt Rails for the Brunswick Metro Coin

WILL YOUR CUSHION RAILS FIT A TABLE MADE MY -----?

As the manufacturer of Valley and Dynamo tables, we only manufacture cushions to fit Valley or Dynamo products. Some other manufacturers have gone to great effort to make their tables different, others knew a good design when they saw it and tried to copy it. Someone may cleverly be able to adapt our parts for use elsewhere, but we make no guarantees.

We do not know if our cushions fit other manufacturers' vintage pool tables. We have enough going on with new table production without "let's bring in someone else's old pool table and see if our stuff fits on it."

There was a recent incident where a customer bought one of our cushion rail sets thinking he could adapt it to a "no longer in business third party" table—against our advice. He damaged the cushions in the process, and then wanted us to exchange them for good cushion rails.

We'd really rather you found a [third-party boutique rail manufacturer](#) than buy our cushions and hope they fit. Often times if your table is something long since discontinued they can custom make a set based on measurements you send them.

We simply have no service information, documentation, advice, or parts for competing products. It's like asking that Mustang fanatic to come work on your Yamaha ATV or propane fork lift because they both have 4 wheels and a motor.

Google, Yahoo and Bing are your friends...

I WORK ON A LOT OF POOL TABLES IN MY AREA, CAN YOU SET ME UP WITH DEALER PRICING? "Dealer" pricing is reserved for Dealers who stock and sell our tables (Pool, Hockey, Shuffleboard, Foosball, etc.). Pricing better than retail but maybe not on the level of a Table Reseller is offered to customers who order from our Webstore on a repeated basis – such as Pool Table service professionals or route operators.

Repeated and fairly-regular orders are the key.

I AM A DEALER OR OPERATOR WHO ALREADY HAS A VALLEY-DYNAMO ACCOUNT; CAN I USE YOUR WEBSTORE? Contact the [Parts department](#) to obtain a password to order online using your account.

DO I NEED TO USE PAYPAL OR A CREDIT CARD? If your account has payment terms established with us, just enter your PO number at checkout and we'll invoice you.

(if your account does not have payment terms established and you just enter a PO number at checkout, your order will be canceled)

BEFORE CONTACTING VALLEY-DYNAMO. An e-mail without a title or an unsolicited e-mail with an attachment, or an e-mail copying every available address, WILL NOT get through the Spam filter. And if it does, our IT guy recommends we should delete the e-mail without opening it. Always title your e-mail, e-mail only the most appropriate party, and contact us first prior to sending large attachments such as photos, or send a link to where you have a photo posted.

It's no help to send a photo of your table and ask "what cushion rails do I need?" because the photo doesn't reveal the table's size.

It's no help to send the serial number of your table and ask "what cushion rails do I need?"- that's just a build sequence number and reveals nothing about table size.

[Measure your table](#). That's all you need to do.

If you looked here—all the way through-- and still could not find the answer you seek, [click on this link to contact us](#)